

Customizing Tomcat: Quick Fixes

1) File: pageProperties.xml

Remove “Header Tabs” from the top of the Search Display.

Comment out “Header Tabs” you do not want to display:

```
<!-- ## Remove MY LIST tab: LG 5/1/08
      <tab name="page.header.buttons.myList.button">
        <highlight
          pages="
            page.myList
          "/>
        </tab>
      -->
```



Basic Search

Welcome: The Image Database provides access to historical and recent images of mining, ropeways,

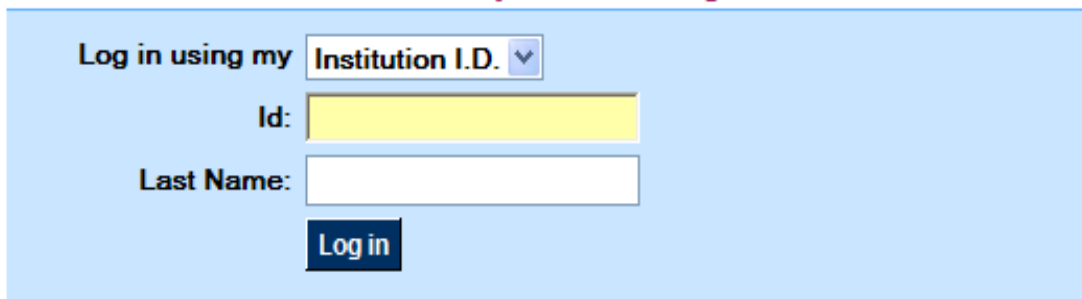
Customizing Tomcat: Quick Fixes

In this same file you can also edit the content of your search tips:

```
<page name="page.logIn" position="belowContent">
  <div class="instructionText"><span class="uiLabelRef">Mines</span> users
  enter your 8-digit I.D. and Last Name, then click the <span class="uiLabelRef">Log
  in</span> button (call 303-273-3022 for help).</div>
  <div class="instructionText"><span class="uiLabelRef">Guests</span> who want to
  request an item should contact Interlibrary Loan at 303-273-3899.</div>
</page>
```

This is straight HTML so you can format the text using tags like and etc.

Students, Members, Faculty & Staff Log In



The screenshot shows a login interface on a light blue background. At the top left, it says "Log in using my" followed by a dropdown menu currently set to "Institution I.D.". Below this are two input fields: "Id:" with a yellow background and "Last Name:" with a white background. At the bottom center is a dark blue button with the text "Log in" in white.

Mines users enter your 8-digit I.D. and Last Name, then click the ***Log in*** button (call 303-273-3022 for help).
Guests who want to request an item should contact Interlibrary Loan at 303-273-3899.

(Note: The Title and Heading as well as the login TYPE are in webvoyage.properties)

In this file you can also customize the **no hits** message:

```
</pageMsg>
<pageMsg errorCode="searchResults.noHits">Search resulted in no hits. You may
want to check your spelling and try again.</pageMsg>
</pageMessages>
```

You can make this text more user-friendly.

Search resulted in no hits. You may want to check your spelling and try again.

Customizing Tomcat: Quick Fixes

2) File: printCommon.xml

You can enter your institution's address info:

```
<div id="printFooter">
  <div class="customContent">
    <label>Institution Name: Arthur Lakes
Library</label>
  </div>
  <div class="customContent">
    <label>Institution Address:1400 Illinois
Street, Golden Colorado, 80401</label>
  </div>
  <div class="customContent">
    <label>Institution Web
Site:http://www.mines.edu/library</label>
  </div>
  <div class="customContent">
    <label>Institution Phone:303-273-3911</label>
  </div>
```



Reinventing gravity : a physicist goes beyond Einstein /

Main Author: Moffat, John W.

Title: Reinventing gravity : a physicist goes beyond Einstein /

Format: Book

Publisher: New York : Smithsonian Books/Collins, c2008.

Holdings Information:

Location: Book Stacks (Floors 2, 2M & 3)

Call Number: QC178 .M64 2008

Number of Items: 1

Status: Available

Institution Name: Arthur Lakes Library
Institution Address:1400 Illinois Street, Golden Colorado, 80401
Institution Web Site:<http://www.mines.edu/library>
Institution Phone:303-273-3911

Customizing Tomcat: Quick Fixes

3) File: emailBody.xml

Add your institution's address info:

Institution Name: Arthur Lakes Library
Institution Address: 1400 Illinois Street, Golden CO 80401
Institution Web Site: <http://library.mines.edu>
Institution Phone: 303-273-3022
Institution Email: libref@mines.edu

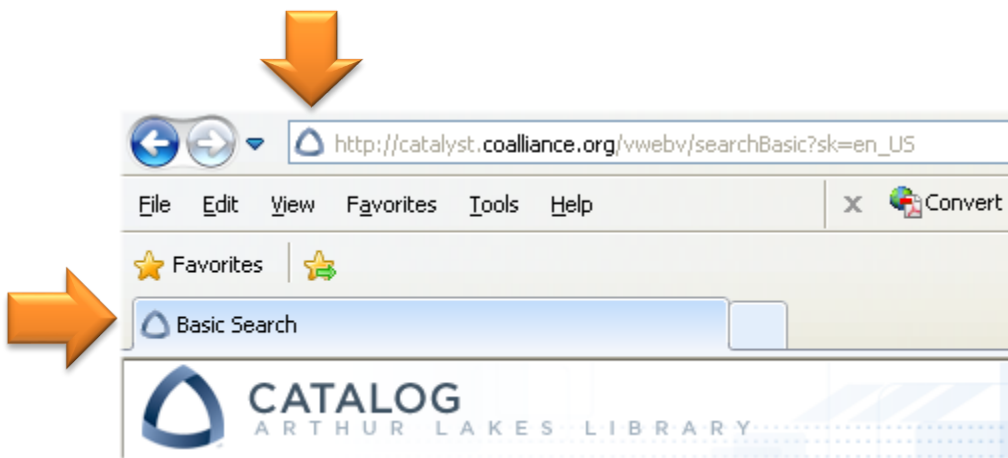
Customizing Tomcat: Quick Fixes

4) File: frameWork.xml

You can specify a favicon file:

```
<!-- ## Favicon ## -->
<link rel="shortcut icon" href="{image-loc}favicon.ico" type="image/x-icon" />
<link rel="icon" href="{image-loc}favicon.ico" type="image/x-icon " />
```

A favicon (short for favorites icon), also known as a shortcut icon, website icon, URL icon, or bookmark icon is a file containing one or more small icons, most commonly 16x16 pixels, associated with a particular website or webpage. It plays a role in branding.



Customizing Tomcat: Quick Fixes

5) File: tools.xsl

Specify more helpful language for patrons when they encounter unknown blocks/errors/requests:

```
<xsl:otherwise>
  <!-- This is a catch-all message for blocks/errors/requests -->
  The system could not process your request. Contact the Circulation
Desk with the following information: Define a page message block for <xsl:value-of
select="$blockCode"/> <xsl:value-of select="$errorCode"/> <xsl:value-of
select="$requestCode"/> in pageProperties.xml the server is returning a
block/error/request code and the client UI is not handling it.
</xsl:otherwise>
```

Some status and other codes are undocumented, and a number will display in the OPAC rather than an explanation of the problem. These codes can be added, once you are informed they exist, to the webvoyage.properties file.

Customizing Tomcat: Quick Fixes

6) File: footer.xml

You can add additional footer "tabs" (or links)


```
<xsl:template name="buildFooter">

  <xsl:for-each select="/page:page/page:pageFooter">
    <div id="pageFooter">
      <xsl:for-each select="page:tabs[@nameId='page.footer.buttons']">

        <div id="footerTabs" title="{ $footerText/footerTabs}">
          <a name="navFooter"></a>
          <h2 class="navFooter"><xsl:value-of
select="$footerText/footerTabs"/></h2>
          <ul class="navbar">
            <xsl:for-each
select="$Configs/pageConfigs/footerTabDisplayOrder/tab">
              <xsl:variable name="tempName" select="@name"/>
              <xsl:variable name="newWin" select="@clickOpensNewWindow"/>
              <xsl:call-template name="buildFooterTab">
                <xsl:with-param name="displayTab" select="$tempName"/>
                <xsl:with-param name="newWin" select="$newWin"/>
                <xsl:with-param name="highlight" select="highlight/@pages"/>
              </xsl:call-template>
            </xsl:for-each>
            <!-- extra footer tabs -->
            <li>
              <a href="http://prospector.coalliance.org" title="Search Prospector">Search
              Prospector</a>
            </li>
            <li>
              <a href="http://goldrush.coalliance.org/index.cfm?fuseaction=Article%20Finder"
              title="Find an Article Online">Find an Article Online</a>
            </li>
            <li>
              <a href="http://goldrush.coalliance.org/index.cfm?inst_code=001_CSM" title="Look for
              Electronic Journals">Look for Electronic Journals</a>
            </li>
            <li>
              <a href="http://library.mines.edu" title="Exit Session">Exit</a>
            </li>
            <!-- end of extra footer tabs -->
          </ul>
        </div>

      </xsl:for-each>
    </div>
  </xsl:for-each>
```



Search	My Searches	My List	My Account	Help	Search Prospector	Find an Article Online	Look for Electronic Journals	Exit
Ask a Librarian								
<small>©2011 Ex Libris Group. All rights reserved.</small>								
 Search the Catalog from your mobile device								

Customizing Tomcat: Quick Fixes

7) File: header.xml

Add "Exit" to the "Header Tabs":

```
<xsl:template name="buildHeader">
  <xsl:for-each select="/page:page/page:pageHeader">
    <div id="headerRow">
      <div id="logo" title="{headerText/logo}">

        <xsl:call-template name="buildImageUrl">
          <xsl:with-param name="eleName" select="'page.header.logo.image'"/>
        </xsl:call-template>

      </div>
      <div id="patronCol">
        <xsl:call-template name="loginLogout"/>
        <div id="headerHelp" title="{headerText/help}">
          <span>
            <a href="{page:element[@nameId='page.header.help.link']/page:URL}"
target="help">
              <xsl:value-of
select="page:element[@nameId='page.header.help.link']/page:linkText"/>
            </a>&#160;<xsl:value-of
select="page:element[@nameId='page.header.help.link']/page:postText"/>
            </span>
          </div>
        </div>
        <xsl:for-each select="page:tabs[@nameId='page.header.buttons']">
          <div id="headerTabs" title="{headerText/headerTabs}">
            <a name="mainNav"></a>
            <h2 class="nav"><xsl:value-of select="$headerText/headerTabs"/></h2>
            <ul class="navbar">
              <xsl:for-each
select="$Configs/pageConfigs/headerTabDisplayOrder/tab">
                <xsl:variable name="tempName" select="@name"/>
                <xsl:call-template name="buildHeaderTab">
                  <xsl:with-param name="displayTab" select="$tempName"/>
                  <xsl:with-param name="highlight" select="highlight/@pages"/>
                </xsl:call-template>
              </xsl:for-each>
            </ul>
            <!-- This modification adds an exit button to the header tabs 2008/05/05 -->
            <li class="off" title="Exit Session">
              <a href="exit.do" name="Exit Button">
                <span>Exit</span>
              </a>
            </li>
            <!-- End modification to add an exit button -->
          </ul>
        </div>
      </xsl:for-each>
    </div>
  </xsl:for-each>
</xsl:template>
```



[Log in to your account](#)

Search

My Searches

My List

My Account

Exit

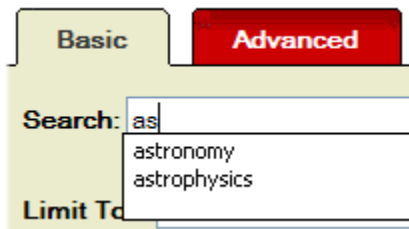
[? Help](#)

Customizing Tomcat: Quick Fixes

8) File: searchFacets.xsl

Disable autocomplete of search box:

```
<div id="searchForm">
  <form action="{formAction}" method="GET" accept-charset="UTF-8"
id="{formName}" autocomplete="off">
    <xsl:copy-of select="$formData"/>
  </form>
```



The image shows a search interface with two tabs: "Basic" and "Advanced". The "Advanced" tab is selected and highlighted in red. Below the tabs, there is a search box with the text "Search: as" and a dropdown menu showing suggestions: "astronomy" and "astrophysics". Below the search box, there is a label "Limit To" followed by a horizontal line.


Customizing Tomcat: Quick Fixes

9) File: displaycfg.xml

Do you have Syndetics? If so you can add your book covers here:

```
<coverTags altText="Book Cover Image" title="Click for Table of Contents,
Reviews, Summary, etc." linkPRE_TEXT="http://www.syndetics.com/hw7.pl?isbn="
linkPOST_TEXT="/MC.jpg&showCaptionBelow=t&caption=Click here for
more&&client=arthurlakes1"
infoPRE_TEXT="http://syndetics.com/index.aspx?isbn="
infoPOST_TEXT="/index.html&client=yourcodehere&type=rn12"
singleInstance="true">
  <displayTag field="020" indicator1="X" indicator2="X" subfield="a"/>
</coverTags>
```

Reinventing gravity : a physicist goes beyond Ei



Main Author: [Moffat, John W.](#)

Title: [Reinventing gravity :](#)

Publisher/Date: New York : Smithso

Primary Material: Book

Edition: 1st ed.

Description: xiv, 272 p. : ill. ; 24 c

Contents: Introduction: A new
Prologue: The elusi
1. The Greeks to Ne
2. Einstein

Don't have Syndetics? Here's an Open Library tag that might (or might not!) work:

```
<coverTags altText="Book Cover" linkPRE_TEXT="http://covers.openlibrary.org/b/isbn/"
linkPOST_TEXT="-M.jpg" class="recordCoverImage" singleInstance="true">
  <displayTag field="020" indicator1="X" indicator2="X" subfield="a"/>
</coverTags>
```

Customizing Tomcat: Quick Fixes

10) File: displayHoldings.xml

Call Number redirect code:

```
<holdingsTags label="Call Number:" notFound="No call number available">
  <displayTag field="852" indicator1="X" indicator2="X" subfield="khij"
  redirect="callnumber" redirectOn="hi"/>
</holdingsTags>
```


Locate this Item

Location:	Book Stacks (Floors 2, 2M & 3)
Call Number:	QC178 .M64 2008
Number of Items:	1
Status:	Available

Comment out 1002 (Database:) in holdings:

```
<!--
  <holdingsTags label="Database:" notFound="No information available">
    <displayTag field="1002" />
  </holdingsTags>
-->
```

Holdings Information



Database:	Arthur Lakes Library
Location:	Book Stacks (Floors 2, 2M & 3)
Call Number:	QC178 .M64 2008
Number of Items:	1
Status:	Not Charged
	Back to library list

Customizing Tomcat: Quick Fixes

11) File: limits.xml

This is one place you can control what categories display and which fields appear in each category:

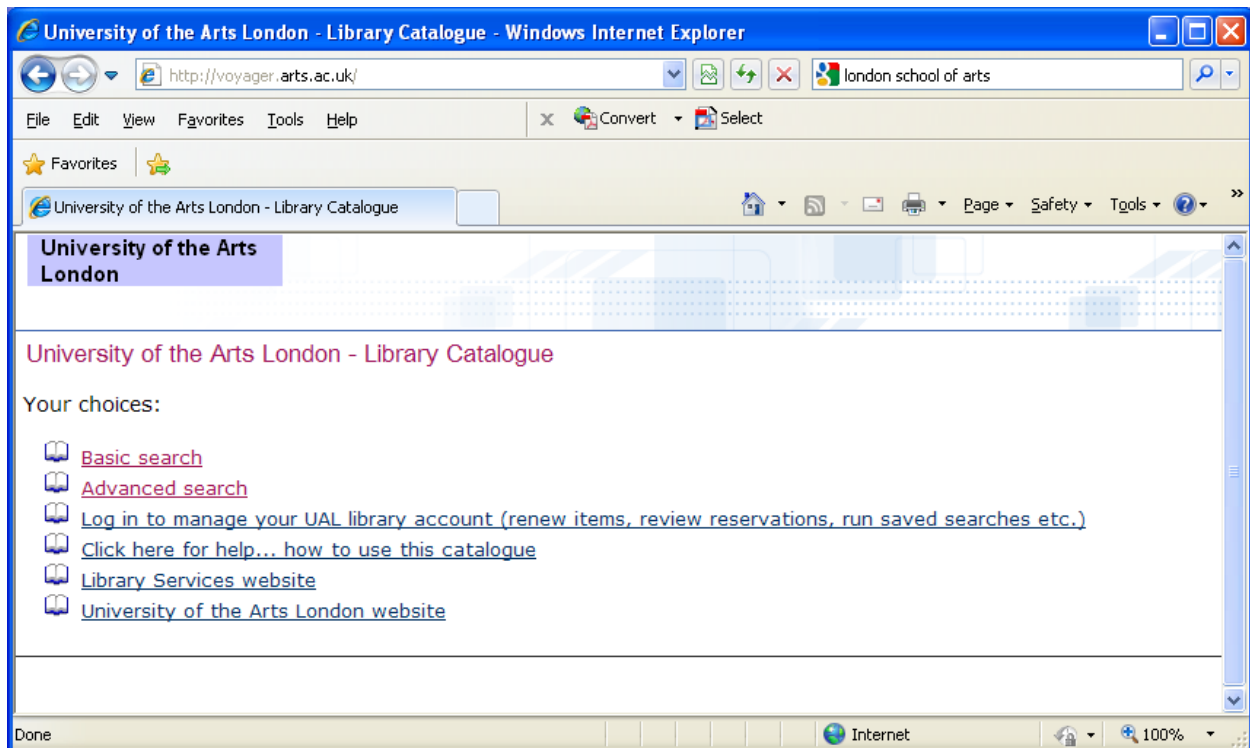
```
<!-- Remove Status Drop-down
  <limitGroup type="status" label="Status:">
    <limit code="all" default="Y">All Status</limit>
    <limit code="c">Currently Published</limit>
    <limit code="d">Ceased Publication</limit>
    <limit code="u">Unknown</limit>
  </limitGroup>
-->
```

Customizing Tomcat: Quick Fixes

12) File: .../vwebv/context/vwebv/htdocs/index.html

Bypass the default start page by changing the entire contents of this file to go directly to your default search:

```
<script language="javascript">
window.location.href="http://xxx.xxxxxx.edu/vwebv/searchBasic?sk=en_US
" </script>
```



Customizing Tomcat: Quick Fixes

13) File: .../vwebv/context/vwebv/error_500.html

Change error redirect to link of your choice:

```
<head>

<META http-equiv="Content-Type" content="text/html; charset=UTF-8">

<!-- CHANGEME: verify the URL in the next line is where this page should redirect -->

<META http-equiv="Refresh" content="10;URL=http://xxx.xxxxx.edu"/>

<style type="text/css">@import "/vwebv/ui/en_US/css/frameWork.css";</style>

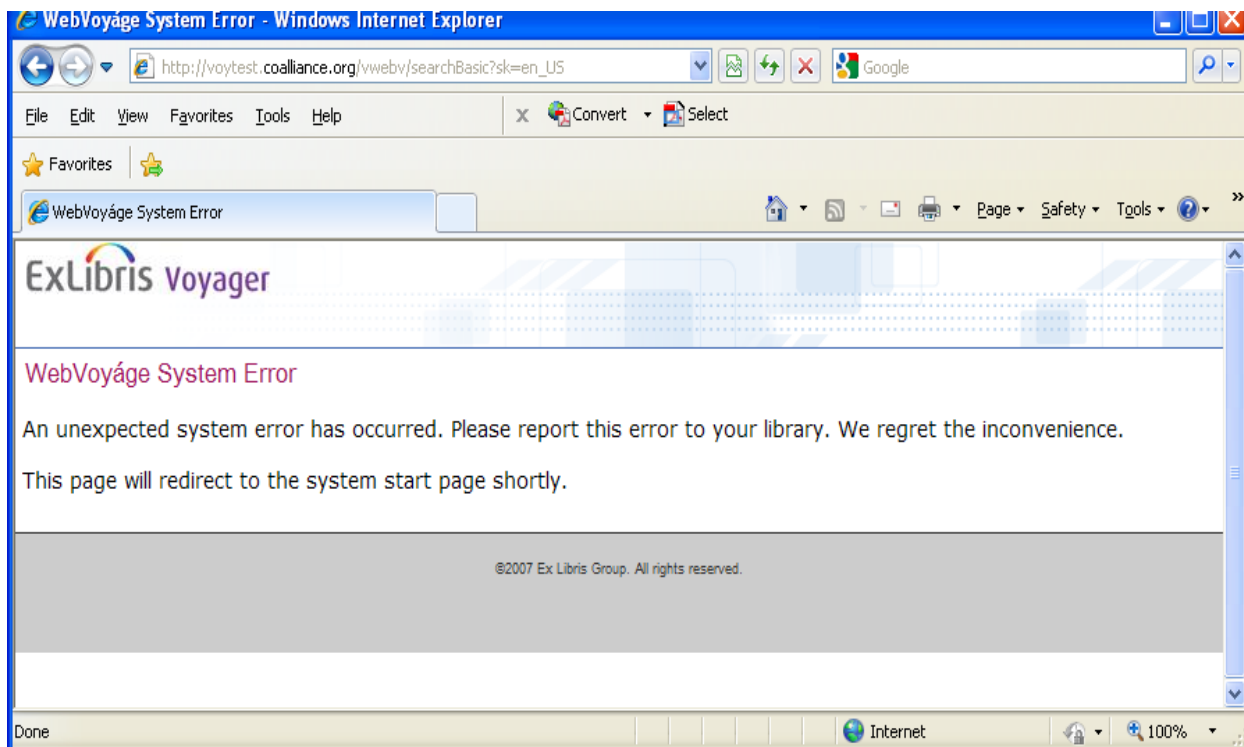
<style type="text/css">@import "/vwebv/ui/en_US/css/header.css";</style>

<style media="screen" type="text/css">@import
"/vwebv/ui/en_US/css/quickSearchBar.css";</style>

<link href="/vwebv/ui/en_US/css/help.css" rel="stylesheet" type="text/css">

<title>Catalog System Error</title>

</head>
```



Customizing Tomcat: Quick Fixes

14) File: webvoyage.properties

There are many things you can change in this file!

Your welcome message (sometimes called "Database Name"):

```
connect.db.LOCAL.name=The Catalog contains information about print and electronic books, print and electronic journals, government documents, maps and other materials at the Arthur Lakes Library, Colorado School of Mines.
```

Basic Search

Welcome: The Catalog contains information about print and electronic books, print and electronic journals, government documents, maps and other materials at the Arthur Lakes Library, Colorado School of Mines.

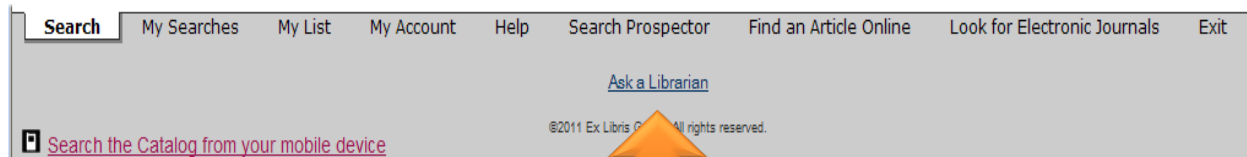
Exit Page (the "exit.do" command is used in several different places):

```
#####  
# What page or URL should the system go to in response to the exit.do action?  
# This can be a WebVoyage page, such as searchBasic, or an external URL  
#####  
option.exitURL=http://library.mines.edu
```

Footer section:

```
page.footer.library.linktext=Your Library Name Here  
page.footer.library.link=http://your.librarylink.here
```

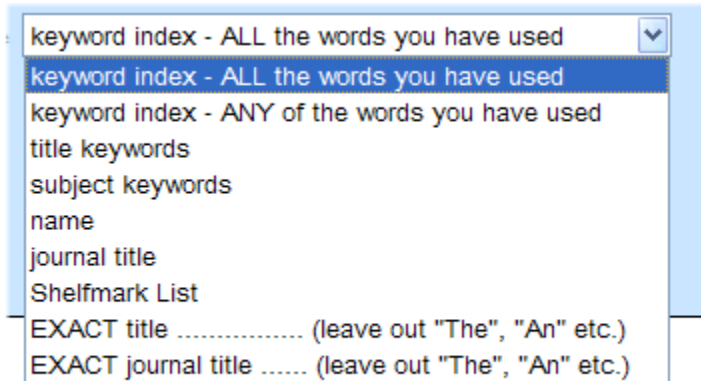
(or change this to some other link!)



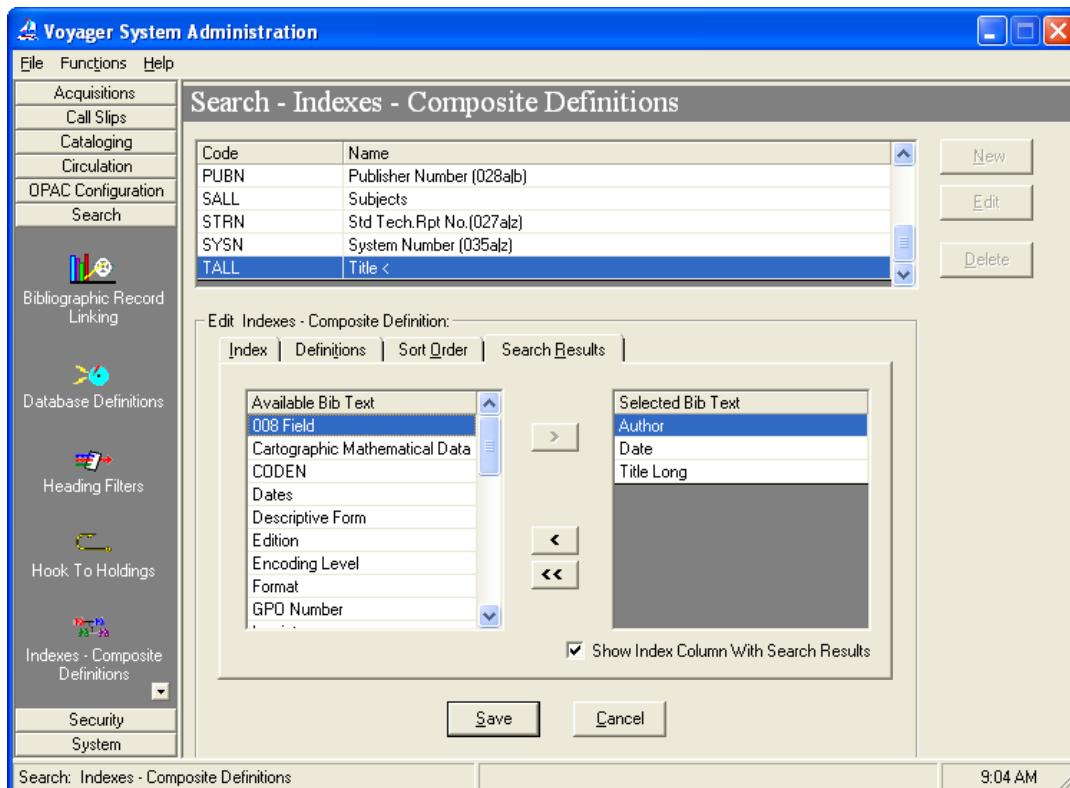
Customizing Tomcat: Quick Fixes

Customize your basic search types and labels:

```
page.search.basic.search.code.leftAnchorTitle=  
page.search.basic.search.code.leftAnchorTitle.code=TALL  
page.search.basic.search.code.leftAnchorTitle.order=6  
page.search.basic.search.code.leftAnchorTitle.display=Title Begins With (omit leading  
articles)
```



Note: if you use the TALL index in Classic and are switching to Tomcat, you'll have to add Title to the Selected Bib Text area in SYSADMIN Search Results tab for the title to appear in the results list:



Customizing Tomcat: Quick Fixes

Modify the Search Index Definitions used in the Advanced search page

```
# Search Index Definitions
# =====
# Search Index definitions are used on the Advanced search page. This section
# allows the name of the index to be changed from what is defined in SysAdmin.
# The order of these entries is controlled by the database.
```

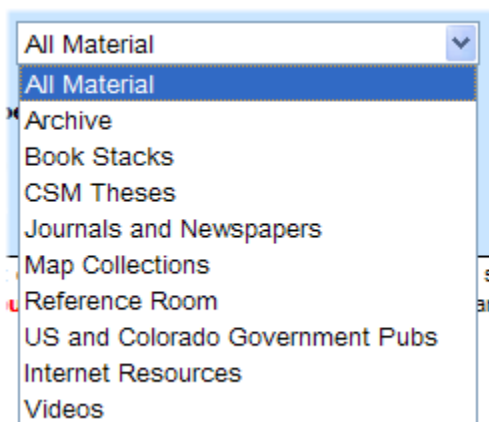
Customizing Tomcat: Quick Fixes

Modify the Basic Search Quick Limits in the Limit To stanza:

You can limit by:

- Location Limit Groups
- Item Type
- Item Status
- Publication Date
- Place
- Language
- Dual-criteria limits are now available!

```
page.search.limitTo.selected=none
page.search.limitTo.none=
page.search.limitTo.none.limit=none
page.search.limitTo.none.order=1
page.search.limitTo.none.text=All Material
page.search.limitTo.Archive=
page.search.limitTo.Archive.limit=LOCA=Archive
page.search.limitTo.Archive.order=2
page.search.limitTo.Archive.text=Archive
page.search.limitTo.Stacks=
page.search.limitTo.Stacks.limit=LOCA=Book Stacks
page.search.limitTo.Stacks.order=3
page.search.limitTo.Stacks.text=Book Stacks
```



Customizing Tomcat: Quick Fixes

Enable Email:

```
option.email=Y  
mail.host=  
mail.transport.protocol=smtp  
mail.user=voyager  
mail.subject=Search Results
```

plus:

```
page.searchResults.browseBar.email.button=E-mail  
page.searchResults.browseBar.email.button.message=E-mail the search results
```

and don't forget:

```
actionBox.actions.email.linkText=E-mail
```

Disable the Holdings Jump Bar:

```
db.holdings.jumpBar=N
```

Physics of Active Galactic Nuclei at

Title: Physics of Active Galactic N
Author: [Alloin, Danielle.](#)
Publisher: Berlin, Heidelberg : Springer,
ISBN: 9783540346210
Format: Computer File
Subjects: [Astronomy](#)
[Physics](#)
[Physics](#)
[Astronomy, Astrophysics an](#)
Links: <http://dx.doi.org/10.1007/b11>
Held at: [Local Database](#)



Customizing Tomcat: Quick Fixes

Customize browser headings, search type titles, hover text and etc:

```
page.search.author.title=Author Search
page.search.author.heading=Author Search
page.search.authorPage.label=Author Search
page.search.author.label=Author:
page.search.author.message=Enter an author's name to search the Author Index
page.search.author.lastName.argument.label=Last Name
page.search.author.firstName.argument.label=Initials or First Name
```



The screenshot shows a web browser window titled "Author Search - Windows Internet Explorer". The address bar displays "http://catalyst.coalliance.org/webv/searchAuthor". The page content includes the "CATALOG ARTHUR LAKES LIBRARY" logo, a navigation menu with "Search", "My Searches", "My List", "My Account", and "Exit", and a "Log in to your account" link. The main heading is "Author Search". Below this, a welcome message states: "Welcome: The Catalog contains information about print and electronic books, print and electronic journals, government documents, maps and other materials at the Arthur Lakes Library, Colorado School of Mines." There are tabs for "Basic", "Advanced", "Subject", "Author", "Course Reserve", and "New in the Catalog". The "Author" tab is active, showing a search form with two input fields: "Last Name" and "Initials or First Name". Below the fields is a "Records per page" dropdown menu set to "50 records per page" and a "Search" button. At the bottom, there are "Search Tips" and a "Search History" link.

Customizing Tomcat: Quick Fixes

Get rid of “More about this Item” SFX Link in the Action Box

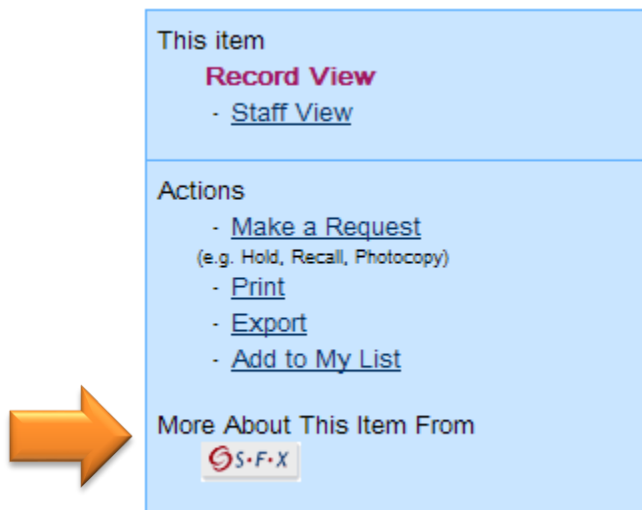
In webvoyage.Properties comment out

```
actionBox.moreAboutThisItem=More About This Item
```

and

In the holdingsInfo.vbib.properties file change the switch to N in

```
actionBox.openUrl.cfg.LOCAL.openUrlDisplay=N
```



Customizing Tomcat: Quick Fixes

15) Record display

The equivalent of displayX.cfg and displayh.cfg in WebVoyage Classic are:

.../skin/xsl/contentLayout/configs/**displaycfg.xml** and **displayHoldings.xml**

You can change the order of the fields and which fields display, as well as control redirects. Be very, very careful when you edit these files and always keep known good backups.

The screenshot shows a library catalog interface for 'CATALOG ARTHUR LAKES LIBRARY'. The search bar contains 'New Search : [] in Keyword(s) Anywhere [Go] Search History'. The record title is 'High-energy-density physics : fundamentals, inertial fusion, and experimental astrophysics /'. The record details include:

- Main Author:** Drake, R. Paul.
- Title:** High-energy-density physics : fundamentals, inertial fusion, and experimental astrophysics / R. Paul Drake.
- Publisher/Date:** Berlin ; New York : Springer, c2006.
- Primary Material:** Book
- Description:** xv, 534 p. : ill. ; 25 cm.
- Series:** Shock wave and high pressure phenomena
- Subjects:** Plasma (ionized gases), Energy level densities, Plasma density, Plasma astrophysics, Laser-plasma interactions.
- Notes:** Includes bibliographical references (p. [519]-528) and index.
- ISBN:** 3540293140 (hd.bd.)

Under 'Locate this Item', the following information is displayed:

- Location:** Book Stacks (Floors 2, 2M & 3)
- Call Number:** QC718.4 .D73 2006
- Number of Items:** 1
- Status:** Available

On the right side, there are options for 'This item' (Record View, Staff View), 'Actions' (Make a Request, Print, Export, E-mail, Add to My List), 'More Library Information' (Materials Location Help, Item Status Help, Cite this Item, Search Prospector for Item, Search WorldCat for Item), 'Google Books' (Limited Preview, About This Book), and 'More Books on This Subject' (Browse This Shelf).

Customizing Tomcat: Quick Fixes

Change "Holdings Information" to "Locate this Item" in displaycfg.xml

```
<displayTags label="Locate this Item" notFound="No holdings available -- check at  
the Circulation Desk.">  
  <displayTag field="9000"/>  
</displayTags>
```

Locate this Item

Location:	Book Stacks (Floors 2, 2M & 3)
Call Number:	QC178 .M64 2008
Number of Items:	1
Status:	Available
